

بِسْمِ اللَّهِ الرَّحْمَنِ الرَّحِيمِ

In the name of Allah, the
most Gracious, the most
Merciful.

All about you

Unit

1

In Unit 1, you learn how to . . .

- use the verb *be* with *I, you, we, and it.*
- say hello and good-bye.
- say your name, telephone number, and e-mail address.
- ask *How about you?*
- use everyday expressions like *Thanks.*



1



3



2

Before you begin . . .
Match each expression with a picture.

1 Hello.	2 Thanks.	1 Good morning.	1 Hi.
3 Bye.	3 Good night.	2 Thank you.	3 Good-bye.

Lesson A *Hello and good-bye*



*Paul Good morning, Jim. How are you?
Jim Good. How are you, Paul?
Paul I'm fine, thanks.*

*Paul Hello. I'm Paul Johnson.
Bruce Hi, I'm Bruce Larsen. Nice to meet you.
Paul Nice to meet you.*

1 Getting started

A Listen. Paul and Jim are friends. Are Paul and Bruce friends?
Practice the conversations. 



Figure it out → **B** Can you complete these conversations? Then practice with a partner.
Use your own names.


① *A Hello. I 'm ___ Chris.
B Hi. Nice to meet you. I'm ___ Sam.
A Nice to meet you ___ .*

② *A Hi, Pat. How **are** you?
B I'm **fine** . How are **you** ?
A Good, thanks.*


2 Building vocabulary

Unit 1 All about you

A  Listen. Practice the conversations. 



Jim Good night.
Paul Good night. Have a good evening.
Jim Thank you. You too.



Bruce Bye. See you tomorrow.
Paul Bye. See you.

B  Listen to the conversations. Check (✓) the responses you hear. 

- | | | |
|---|--|--|
| 1. Bye. Have a good evening.
<input type="checkbox"/> You too. Good-bye.
<input checked="" type="checkbox"/> You too. Good night. | 3. Bye. See you later.
<input type="checkbox"/> OK. See you later.
<input checked="" type="checkbox"/> Bye. See you next week. | 5. Good-bye. Have a nice day.
<input type="checkbox"/> Thank you.
<input checked="" type="checkbox"/> Thanks. You too. |
| 2. Hi. How are you?
<input checked="" type="checkbox"/> Good, thanks.
<input type="checkbox"/> I'm fine. | 4. Hey, Oscar!
<input checked="" type="checkbox"/> Hi. How are you?
<input type="checkbox"/> Hello. | |

Word sort → **C** Write three expressions for saying hello and good-bye. Compare with a partner.

How are you? **Hi.** **Bye.** **See you.**

Hello. **Good-bye.**

Good morning. **Have a good evening.**

D Class activity Say hello and good-bye to five classmates.

Unit 1 *All about you*

Lesson A *Hello and good-bye*

Meetings and greetings

Vocabulary A Complete the conversations. Choose the correct response.



1. A Hello.

B Hi.

a. Hi.

b. Good-bye.



2. A Hi, I'm Ted.

B

a. Hello, Ted. Nice to meet you.

b. See you next week.



3. A How are you?

B

a. I'm Kyle.

b. I'm fine, thanks.



4. A Good-bye.

B

a. See you later.

b. Thanks.



5. A Good night.

B

a. Hello.

b. Bye. See you tomorrow.



6. A Hi. How are you?

B

a. Good, thanks. How are you?

b. Have a nice day.

Vocabulary

B Complete the conversations with the expressions in the box.

Good night. Have a good evening. ✓Hello. Hi. How are you? I'm fine Nice to meet you. See you



1. Jack Hello . I'm Jack.

Andrew Hi . I'm Andrew.

Jack Nice to meet you .

2. Sonia Hi, Julie. How are you?

Julie Good. How are you ?

Sonia I'm fine , thanks.



3. Mike Have a good evening .
Ahmed Thanks. You too.



4. Joan Good night .
Mary Bye. See you tomorrow.

C Complete the instant message.

Instant Message

Sandra Good morning, Jenny.
 Jenny Good morning, Sandra.
 Sandra **How** are you?
 Jenny **I'm fine**, thanks. **How are you?**
 Sandra Good.
 Jenny See you later.
 Sandra OK. **Have** a nice day.
 Jenny Thanks. **You** too.
 Sandra Bye.



Lesson B **Names**

Hi. My name is Donald.
 My **last name** is Hanson.




Name: Donald Allen Hanson
FIRST MIDDLE LAST
 single married

Hi, I'm Liz Park.
 My **first name** is Elizabeth.
 Liz is short for Elizabeth.



Name: Elizabeth - Park
FIRST MIDDLE LAST
 single married

I'm Mary Gomez.
 My **middle name** is Ann.
 Frank is my husband.



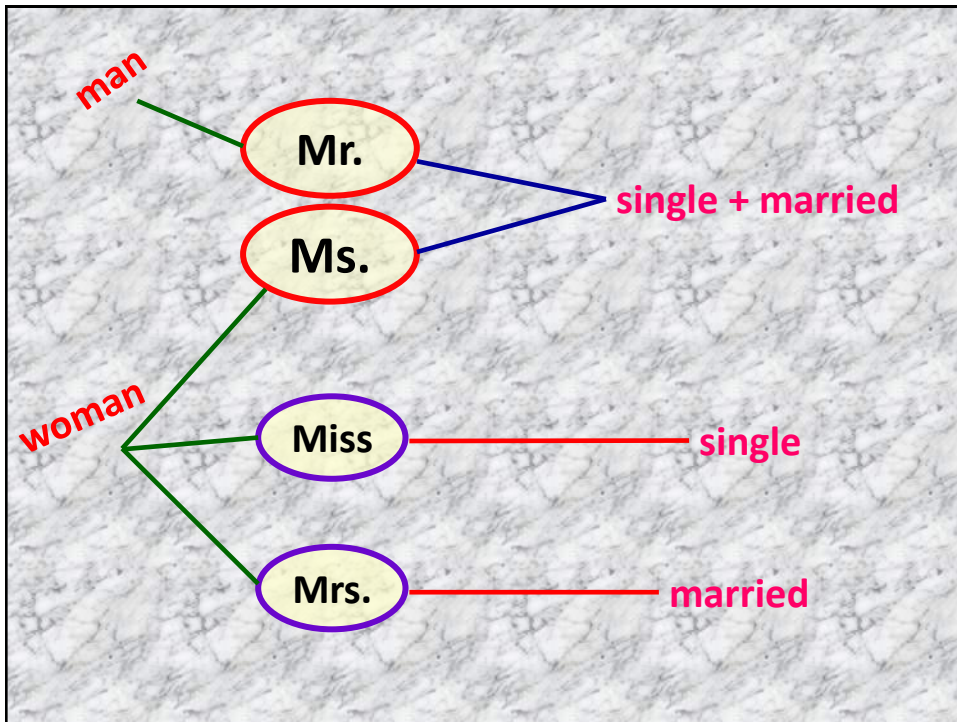
Name: Mary Ann Gomez
FIRST MIDDLE LAST
 single married

1 **Saying names in English**

A Listen to the people above give their names.


Miss, Mrs., Ms., Mr.?



- Donald Hanson is single. → **Mr. Hanson**
- Liz Park is single. → **Ms. Park / Miss Park**
- Mary Gomez is married. → **Ms. Gomez / Mrs. Gomez**
- Frank Gomez is married. → **Mr. Gomez**





B Complete the sentences. Then compare with a partner.



1. My first name is _____.
2. My last name is _____.
3. My middle name is _____.
4. My teacher's name is _____.
5. My favorite name is _____.




  Listen and say the alphabet. Circle the letters in your first name.

Aa	Bb	Cc	Dd	Ee	Ff	Gg	Hh	Ii	Jj	Kk	Ll	Mm
Nn	Oo	Pp	Qq	Rr	Ss	Tt	Uu	Vv	Ww	Xx	Yy	Zz

D  Listen. Then practice the conversation with a partner. Use your own names. 

A What's your name?
B Catherine Ravelli.
A How do you spell *Catherine*?
B C-A-T-H-E-R-I-N-E.
A Thanks. And your last name?
B R-A-V-E-L-L-I.



2 Building language

Unit 1 All about you

A Listen. Which classroom is Carmen in this term?
What about Jenny? Practice the conversation.

Mrs. Martin Good morning. Are you here for an English class?

Carmen Yes, I am. I'm Carmen Rivera.

Mrs. Martin OK. You're in Room B.

Jenny And I'm Jenny.

Mrs. Martin Are you Jenny Loo?

Jenny No, I'm not. I'm Jenny Lim.

Am I in Room B, too?

Mrs. Martin Yes. . . . Wait – no, you're not. You're in Room G.

Jenny Oh, no! Carmen, we're not in the same class!




Figure it out

B Complete the answers. Then check the names of five classmates.


① A Are you Alex?

B Yes, I am .

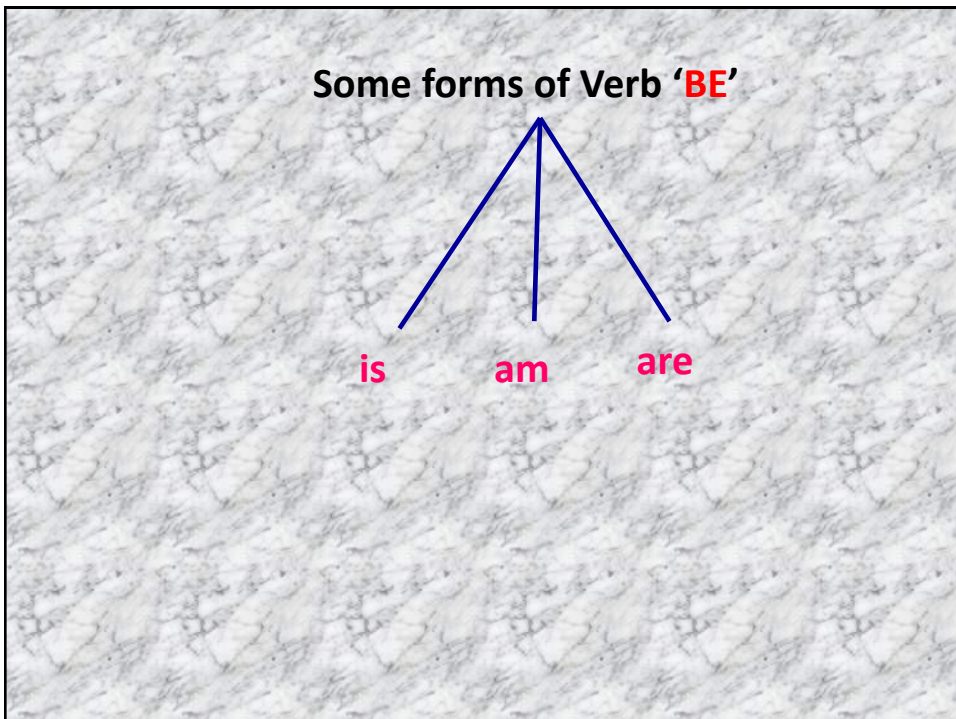
② A Are you Alex?

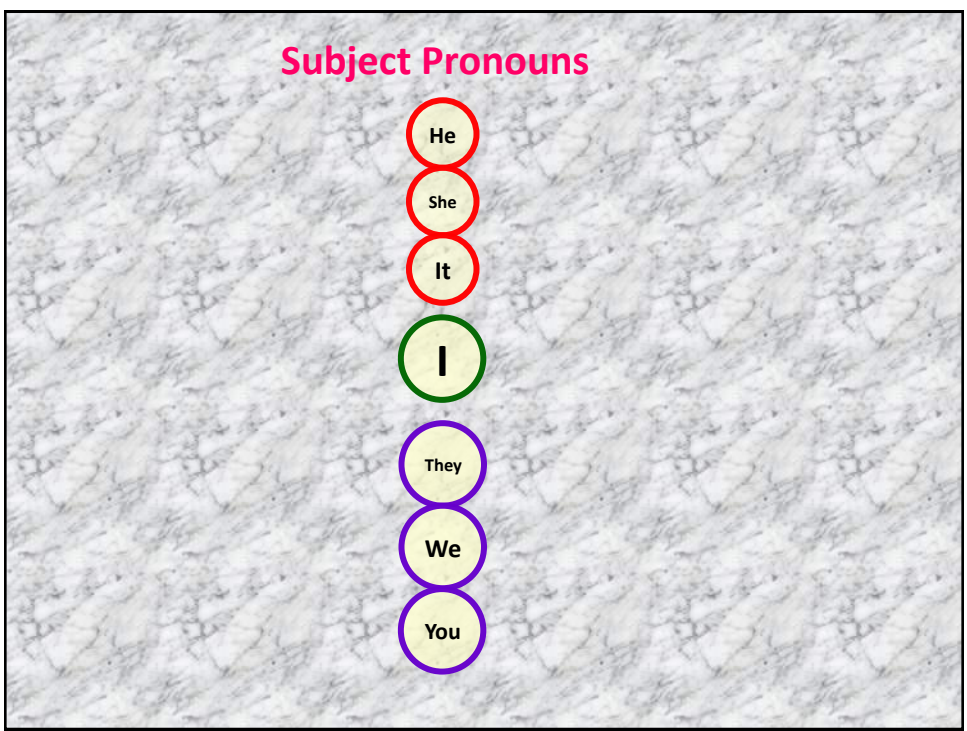
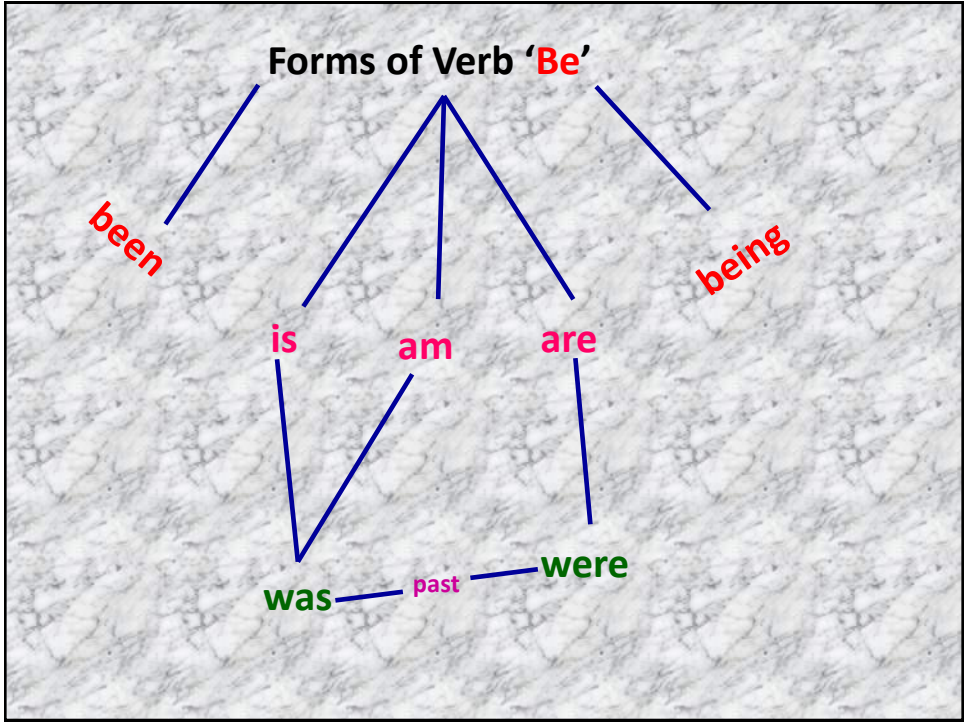
B No, I'm not.

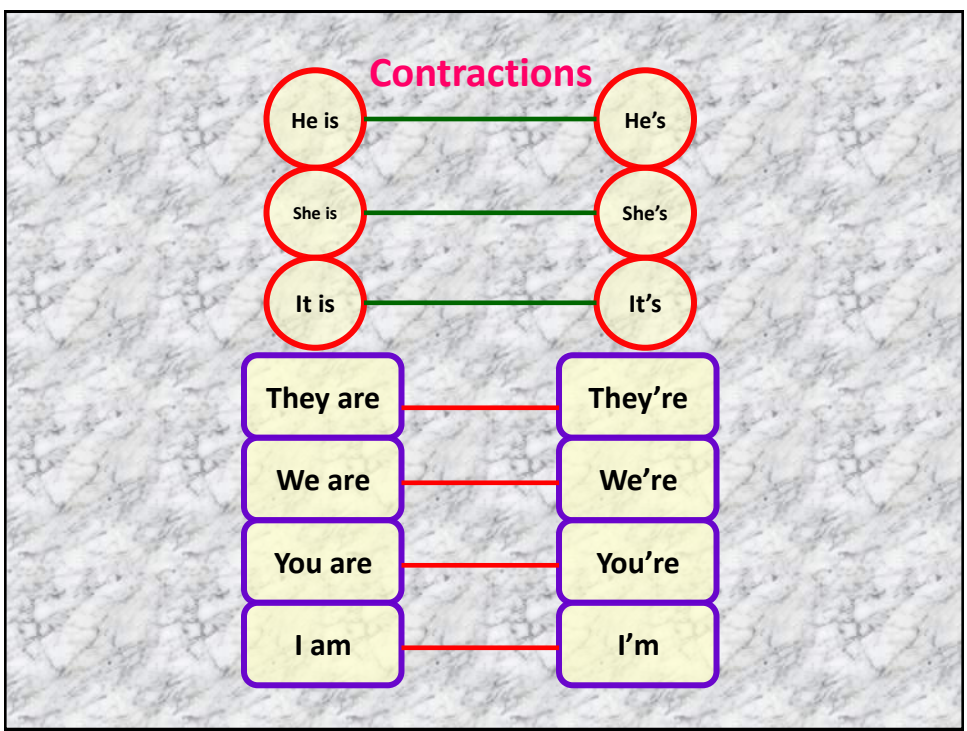
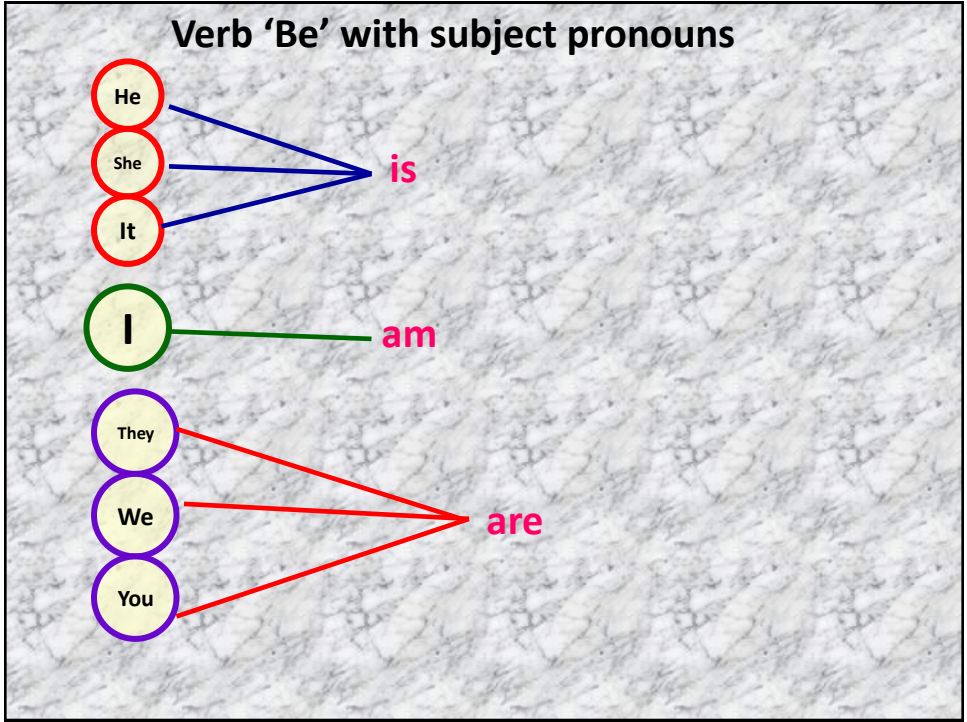
3 Grammar *The verb be: I, you, and we* 🎧 🔊

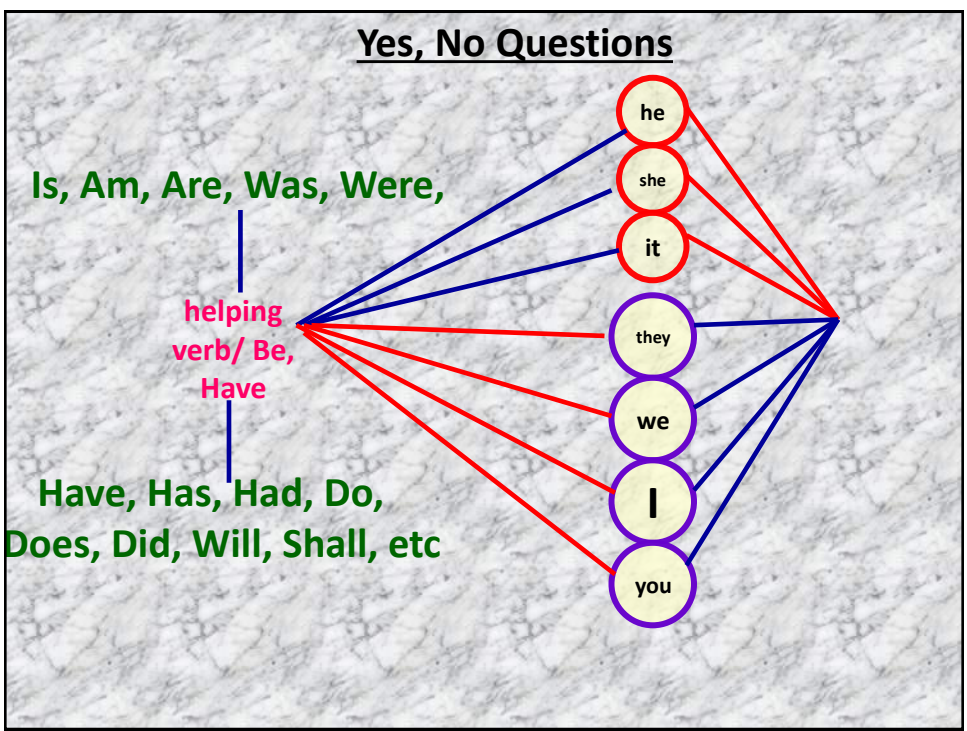
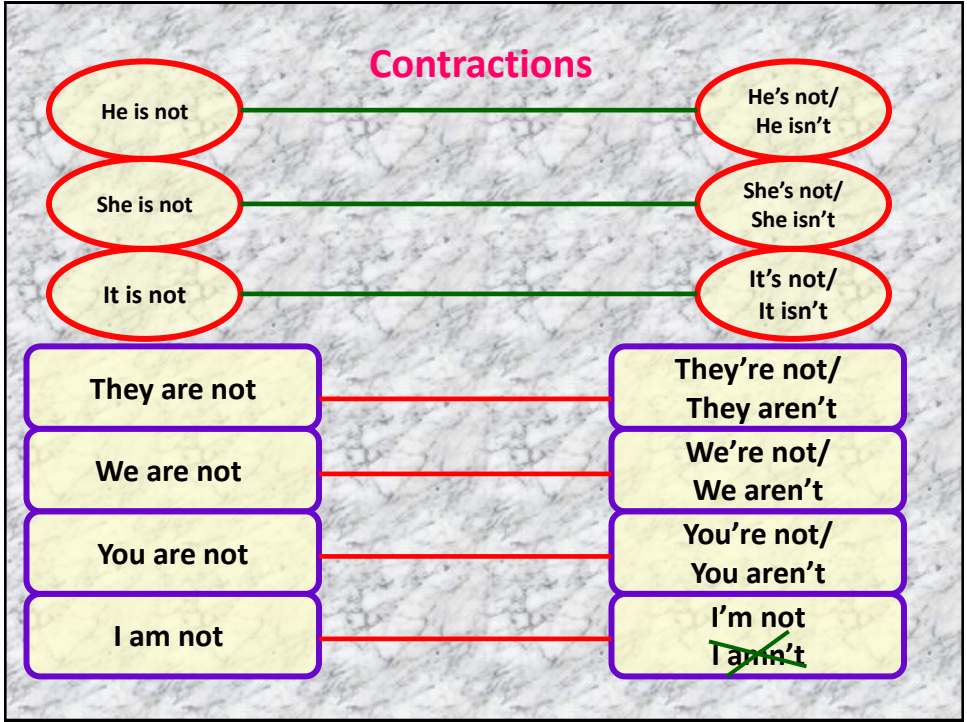
<p>I'm Jenny. I'm not Carmen. You're in Room G. You're not in Room B. We're in different classes. We're not in the same class.</p>	<p>Are you Jenny? Yes, I am. / No, I'm not. Am I in Room B? Yes, you are. / No, you're not. Are we in the same class? Yes, we are. / No, we're not.</p>	<p>In conversation . . .</p> <p>I is the most common word. I'm is more common than I am.</p> 
---	--	---

I'm = I am you're = you are we're = we are









2-2 SHORT ANSWERS TO YES/NO QUESTIONS

QUESTION	SHORT ANSWER	
(a) <i>Is Anna</i> a student?	→ Yes, <i>she is</i> . → No, <i>she's not</i> . → No, <i>she isn't</i> .	Spoken contractions are not used in short answers that begin with <i>yes</i> . In (a): <i>INCORRECT: Yes, she's.</i> In (b): <i>INCORRECT: Yes, they're.</i> In (c): <i>INCORRECT: Yes, I'm.</i>
(b) <i>Are they</i> at home?	→ Yes, <i>they are</i> . → No, <i>they aren't</i> .	
(c) <i>Are you</i> ready?	→ Yes, <i>I am</i> . → No, <i>I'm not</i> .*	

**Am* and *not* are not contracted.

I am go	I go. / I am going. ✓
He is go	He goes. / He is going. ✓
I was went	I went. / I was going. ✓
You were went	You went. / You were going. ✓
I was go	I went. / I was going. ✓

A Complete the conversations. Then practice with a partner.

① A Are you Emma?

B Yes, I am . I 'm here for an English class.

Are you here for English, too?

A No, I 'm not . I 'm here for a French class.

② A Are you Andy?

B Yes, I am . Are we in the same class?

A Yes, we are . I 'm Joe.

B Hi, Joe. Nice to meet you.

B Pair work Choose a conversation and practice. Use your own information. Then act out your conversation for the class.

Lesson B Names

1 My name's Daniel

Vocabulary Complete the conversation.

A Good morning.

B Good morning.

A How are you?

B I'm fine.

A What's your name ?

B Daniel Browne.

A How do you spell your last name ?

B It's B-R-O-W-N-E.

A And what's your middle name?

B Justin.

A OK. How do you spell Justin?

B J-U-S-T-I-N.

A Thank you. Have a nice day.

B Thanks. You too.



2 Your personal information

Vocabulary Complete the form. Use your own information.

Touchstone English Classes

Name:

_____ first

_____ middle

_____ last

single

married

Class:

Room:

Teacher:

3 Are we in the same class?

Grammar **A** Complete the conversation. Write *am* or *are*. Use contractions *'m* or *'re* where possible.

Receptionist Hello. Are you here for an English class?

Sandra Yes, I am. I'm Sandra.

Receptionist Sandra Lee? You 're in Class C.

Sandra Thank you.

Lisa Hi. Am I in Class C, too? I'm Lisa.

Receptionist Yes, you are.

Lisa So we 're in the same class.

Receptionist Wait. Are you Lisa Matthews?

Lisa No, I 'm not. I'm Lisa James.

Receptionist Oh, you 're in Class D.

You 're not in the same class.



B Complete the conversation.

Derek Hi. **Are you** Matthew Parks?

Matthew No, **I'm not**. I'm Matthew Reynolds.


Derek Hi, Matthew. I'm Derek. Nice to meet you.

Matthew **Are you** here for an English class?

Derek Yes, **I am**. **Are we** in the same class?

Matthew Yes, **we are**. We're in Class A.

Derek Oh, good.



4 About you

Grammar Answer the questions. Use your own information.

- Are you in an English class?
Yes, I am.
- Are you in a French class?
No, I'm not.
- How are you today?
Good, thanks.
- Are you and your friends in the same English class?
Yes, we are. / No, we're not.
- Are you married?
No, I'm not.

